


# Honeywell Configuration Bar Codes


Nižšie uvedeným postupom je možné zmeniť spôsob komunikácie s čítačkou čiarových kódov z režimu emulácie klávesnice do režimu emulácie sériového portu. Nastavenie sa vykoná postupným zosnímaním uvedených čiarových kódov.

1. Enter Program Mode




999999

2. Internal Low Speed USB Defaults




999941

3. 8 Data Bits




116013

4. 1 Stop Bit




116014

5. No Parity




316045

6. Reserved (164.0)




116410

7. Reserved (164.1)




116411

8. Reserved (164.2)




116412

9. Enable Comm Timeout




118412

10. Beep After Transmit




118403

11. No Beep



318505

12. Exit Program Mode



999999